

# SMART ENERGY CONTROLLER

SUN2000-3/4/5/6/8/10KTL-M1  
(High Current Version)



**Active Safety**  
AFCI Active Arcing  
Protection



**Higher Yields**  
Up to 30% More Energy  
with Optimizer <sup>1</sup>



**Battery Ready**  
Plug & Play Battery  
Interface <sup>2</sup>

# SUN2000-3/4/5/6/8/10KTL-M1 (High Current Version) Technical Specification

Technical Specification	SUN2000-3KTL-M1	SUN2000-4KTL-M1	SUN2000-5KTL-M1	SUN2000-6KTL-M1	SUN2000-8KTL-M1	SUN2000-10KTL-M1
Efficiency						
Max. efficiency	98.2%	98.3%	98.4%	98.6%	98.6%	98.6%
European weighted efficiency	96.7%	97.1%	97.5%	97.7%	98.0%	98.1%
Input (PV)						
Recommended max. PV power <sup>1</sup>	4,500 Wp	6,000 Wp	7,500 Wp	9,000 Wp	12,000 Wp	15,000 Wp
Max. input voltage <sup>2</sup>	1,100 V					
Operating voltage range <sup>3</sup>	140 ~ 980 V					
Startup voltage	200 V					
Rated input voltage	600 V					
Max. input current per MPPT	13.5 A					
Max. short-circuit current	19.5 A					
Number of MPP trackers	2					
Max. input number per MPP tracker	1					
Input (DC Battery)						
Compatible battery	LUNA2000-5/10/15-S0, LUNA2000-7/14/21-S1					
Operating voltage range	600 ~ 980 V					
Max. operating current	16.7 A					
Max. charge power	10,000 W					
Max. discharge power	3,300 W	4,400 W	5,500 W	6,600 W	8,800 W	10,000 W
Output (On Grid)						
Grid connection	Three-phase					
Rated output power	3,000 W	4,000 W	5,000 W	6,000 W	8,000 W	10,000 W
Max. apparent power	3,300 VA	4,400 VA	5,500 VA	6,600 VA	8,800 VA	11,000 VA <sup>4</sup>
Rated output voltage	220 V AC/380 V AC, 230 V AC/400 V AC, 3W/N+PE					
Rated AC grid frequency	50 Hz/60 Hz					
Max. output current	5.1 A	6.8 A	8.5 A	10.1 A	13.5 A	16.9 A
Adjustable power factor	0.8 leading ... 0.8 lagging					
Max. total harmonic distortion	≤ 3%					
Output (Off Grid)						
BackupBox	BackupBox-B1					
Max. apparent power	3,000 VA	3,300 VA	3,300 VA	3,300 VA	3,300 VA	3,300 VA
Rated output voltage	220 V/230 V					
Max. output current	13.6 A	15 A	15 A	15 A	15 A	15 A
Power factor range	0.8 leading ... 0.8 lagging					
Protection Feature						
Input-side disconnection device	Yes					
Anti-islanding protection	Yes					
DC reverse polarity protection	Yes					
Insulation monitoring	Yes					
DC surge protection	Yes, compatible with TYPE II protection class according to EN/IEC 61643-11					
AC surge protection	Yes, compatible with TYPE II protection class according to EN/IEC 61643-11					
Residual current monitoring	Yes					
AC overcurrent protection	Yes					
AC short-circuit protection	Yes					
AC overvoltage protection	Yes					
Arc fault protection	Yes					
Ripple receiver control	Yes					
Battery charging from grid	Yes					
General Specification						
Operating temperature range	-25°C to +60°C (-13°F to +140°F)					
Relative operating humidity	0%-100% RH					
Max. operating altitude	4,000 m (13,123 ft.) (Derating above 2000 m)					
Cooling	Natural convection					
Display	LED Indicators; Integrated WLAN + FusionSolar app					
Communication	RS485; WLAN/Ethernet via Smart Dongle-WLAN-FE; 4G/3G/2G via Smart Dongle-4G (Optional)					
Weight (incl. mounting brackets)	17 kg (37.5 lb)					
Dimensions (incl. mounting brackets)	525 mm x 470 mm x 146.5 mm (20.7 in. x 18.5 in. x 5.8 in.)					
IP rating	IP65					
Nighttime power	< 5.5 W					
Optimizer Compatibility						
DC MBUS compatible optimizer	SUN2000-450W-P2, SUN2000-600W-P					
Standards Compliance (More Available Upon Request)						
Safety	EN/IEC 62109-1, EN/IEC 62109-2, IEC 62116					
Grid connection standards	G98, G99, EN 50438, CEI 0-21, VDE-AR-N-4105, AS 4777, C10/11, ABNT, UTE C15-712, RD 1699, TOR D4, NRS 097-2-1, IEC61727, IEC62116, DEWA					

\*1 The inverter max input PV power is 20,000 Wp when long strings are designed and fully connected with SUN2000-450W-P2, SUN2000-600W-P power optimizers.

\*2 The max. input voltage is the upper limit of the DC voltage. Any higher input DC voltage would probably damage the inverter.

\*3 Any DC input voltage beyond the operating voltage range may result in inverter malfunction.

\*4 C10/11: 10,000 VA

Disclaimer: the preceding values are measured by an internal laboratory of Huawei in a specific environment. The actual values may vary with products, software versions, usage conditions, and environmental factors.

# SUN2000-12/15/17/20KTL-M2 (High Current Version) Smart PV Controller



## Active Safety

AI Powered Arcing Protection



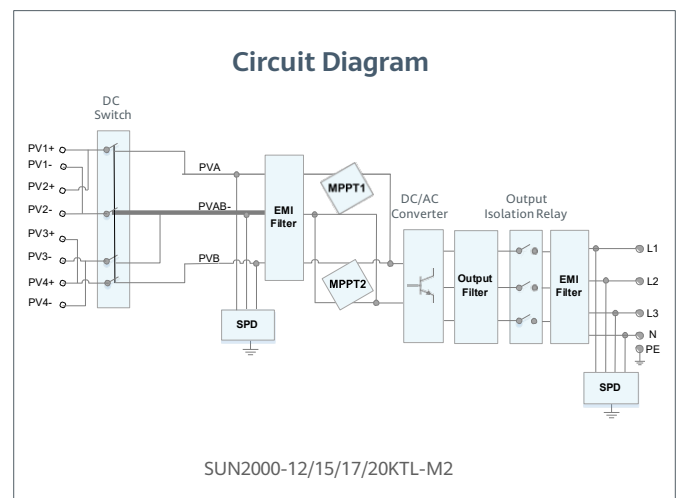
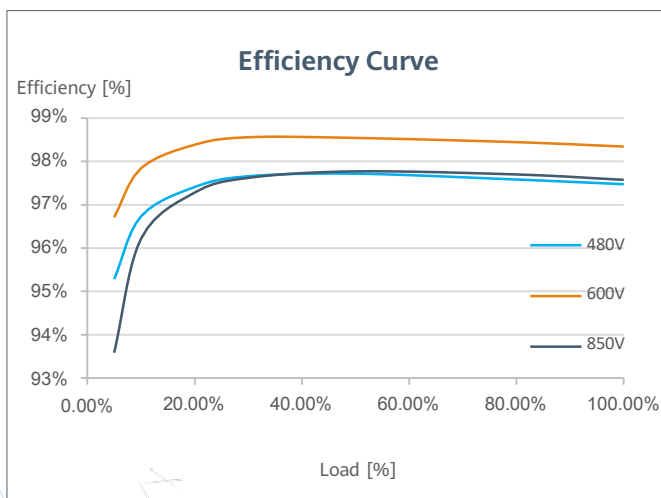
## Higher Yields

Up to 30% More Energy with Optimizer



## Flexible Communication

WLAN, Fast Ethernet, 4G  
Communication Supported



SUN2000-12/15/17/20KTL-M2 (High Current Version)  
**Technical Specification**

Technical Specification	SUN2000 -12KTL-M2	SUN2000 -15KTL-M2	SUN2000 -17KTL-M2	SUN2000 -20KTL-M2
-------------------------	----------------------	----------------------	----------------------	----------------------

**Efficiency**

Max. efficiency	98.50%	98.65%	98.65%	98.65%
European weighted efficiency	98.00%	98.30%	98.30%	98.30%

**Input**

Recommended max. PV power <sup>1</sup>	18,000 Wp	22,500 Wp	25,500 Wp	30,000 Wp
Max. input voltage <sup>2</sup>	1,080 V			
Operating voltage range <sup>3</sup>	160 V ~ 950 V			
Start-up voltage	200 V			
Rated input voltage	600 V			
Max. input current per MPPT	27 A (per MPPT) / 18 A (per Input) <sup>4</sup>			
Max. short-circuit current	39 A			
Number of MPP trackers	2			
Max. number of inputs	4			

**Output**

Grid connection	Three phase			
Rated output power	12,000 W	15,000 W	17,000 W	20,000 W
Max. apparent power	13,200 VA	16,500 VA	18,700 VA	22,000 VA
Rated output voltage	220 Vac / 380 Vac, 230 Vac / 400 Vac, 3W + N + PE			
Rated AC grid frequency	50 Hz / 60 Hz			
Max. output current	20 A	25.2 A	28.5 A	33.5 A
Adjustable power factor	0.8 leading ... 0.8 lagging			
Max. total harmonic distortion	≤ 3 %			

**Features & Protections**

Input-side disconnection device	Yes
Anti-islanding protection	Yes
AC over-current protection	Yes
AC short-circuit protection	Yes
AC over-voltage protection	Yes
DC reverse-polarity protection	Yes
DC surge protection	TYPE II
AC surge protection	Yes, compatible with TYPE II protection class according to EN/IEC 61643-11
Residual current monitoring unit	Yes
Arc fault protection	Yes
Ripple receiver control	Yes
Integrated PID recovery <sup>5</sup>	Yes

**General Data**

Operation temperature range	-25 ~ +60 °C (-13 °F ~ 140 °F)
Relative humidity	0 % RH ~ 100% RH
Max. operating altitude	0 ~ 4,000 m (13,123 ft.) (Derating above 2000 m)
Cooling	Natural Convection
Display	LED Indicators; Integrated WLAN + FusionSolar App
Communication	RS485; WLAN/Ethernet via Smart Dongle-WLAN-FE (Optional) 4G / 3G / 2G via Smart Dongle-4G (Optional)
Weight (with mounting plate)	25 kg
Dimensions (W x H x D) (incl. mounting plate)	525 x 470 x 262 mm (20.7 x 18.5 x 10.3 inch)
Degree of protection	IP65
Nighttime Power Consumption	< 5.5W <sup>6</sup>

**Optimizer Compatibility**

DC MBUS compatible optimizer	SUN2000-450W-P, SUN2000-450W-P2, SUN2000-600W-P
------------------------------	---

**Standard Compliance (more available upon request)**

Safety	EN/IEC 62109-1, EN/IEC 62109-2
Grid connection standards	G98, G99, EN 50549, CEI 0-21, CEI 0-16, VDE-AR-N-4105, VDE-AR-N-4110, AS 4777.2, C10/11, ABNT, VFR 2019, RD 1699, RD 661, PO 12.3, TOR D4, IEC61727, IEC62116, DEWA

<sup>1</sup> Inverter max input PV power is 40,000 Wp when long strings are designed and fully connected with SUN2000-450W-P power optimizers.

<sup>2</sup> The maximum input voltage is the upper limit of the DC voltage. Any higher input DC voltage would probably damage inverter.

<sup>3</sup> Any DC input voltage beyond the operating voltage range may result in inverter improper operating.

<sup>4</sup> The MPPT voltage of each PV string must exceed the lower limit of Full Power MPPT Voltage Range. (Full Power MPPT Voltage Range: 12KTL@360~850V, 15KTL@380~850V, 17KTL@400~850V, 20KTL@450~850V)

<sup>5</sup> SUN2000-12~20KTL-M2 raises potential between PV- and ground to above zero through integrated PID recovery function to recover module degradation from PID. Supported module types include: P-type (mono, poly)

<sup>6</sup> <10W when PID recovery function is activated

<sup>7</sup> Smart IV Curve Diagnosis feature will be made available in a future firmware upgrade, which expected available 2021 Q4

# SUN2000-60KTL-M0 Smart PV Controller



## Smart

12 strings intelligent monitoring



## Efficient

Max. efficiency 98.7%



## Safe

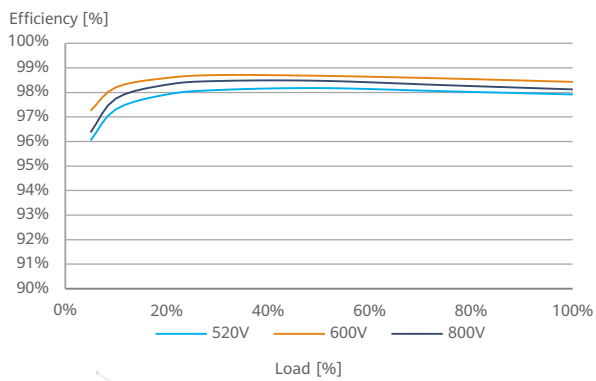
Fuse free design



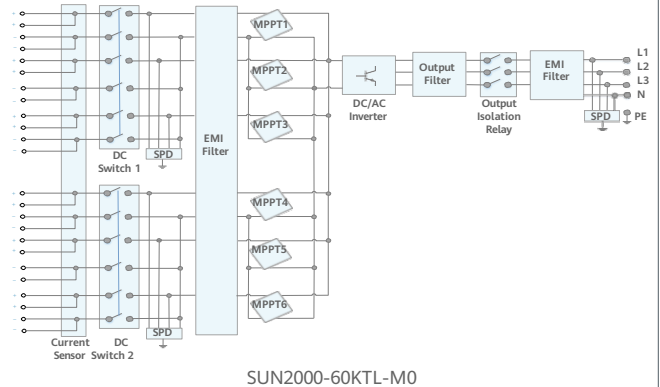
## Reliable

Type II surge arresters for DC & AC

### Efficiency Curve



### Circuit Diagram



Technical Specification	SUN2000-60KTL-M0
-------------------------	------------------

Efficiency	
Max. efficiency	98.9% @480 V; 98.7% @380 V / 400 V
European efficiency	98.7% @480 V; 98.5% @380 V / 400 V

Input	
Max. Input Voltage <sup>1</sup>	1,100 V
Max. Current per MPPT	22 A (per MPPT) / 18 A (per Input)
Max. Short Circuit Current per MPPT	30 A
Start Voltage	200 V
MPPT Operating Voltage Range <sup>2</sup>	200 V ~ 1,000 V
Rated Input Voltage	600 V @380 Vac / 400 Vac; 720 V @480 Vac
Number of MPP trackers	6
Max. input number per MPP tracker	2

Output	
Rated AC Active Power	60,000 W
Max. AC Apparent Power	66,000 VA
Max. AC Active Power (cosφ=1)	66,000 W
Rated Output Voltage	220 V / 380 V, 230 V / 400 V, default 3W + N + PE; 3W + PE optional in settings; 277 V / 480 V, 3W + PE
Rated AC Grid Frequency	50 Hz / 60 Hz
Rated Output Current	91.2 A @380 V, 86.7 A @400 V, 72.2 A @480 V
Max. Output Current	100 A @380 V, 95.3 A @400 V, 79.4 A @480 V
Adjustable Power Factor Range	0.8 leading... 0.8 lagging
Max. Total Harmonic Distortion	< 3%

Protection	
Input-side Disconnection Device	Yes
Anti-islanding Protection	Yes
AC Overcurrent Protection	Yes
DC Reverse-polarity Protection	Yes
PV-array String Fault Monitoring	Yes
DC Surge Arrester	Type II
AC Surge Arrester	Type II
DC Insulation Resistance Detection	Yes
Residual Current Monitoring Unit	Yes

Communication	
Display	LED indicators; WLAN adaptor + FusionSolar APP
RS485	Yes
USB	Yes
Monitoring BUS (MBUS)	Yes (isolation transformer required)
Smart Dongle-4G	4G / 3G / 2G via Smart Dongle – 4G (Optional)

General Data	
Dimensions (W x H x D)	1,075 x 555 x 300 mm (42.3 x 21.9 x 11.8 inch)
Weight (with mounting plate)	74 kg (163.1 lb.)
Operating Temperature Range	-25°C ~ 60°C (-13°F ~ 140°F)
Cooling Method	Natural Convection
Max. Operating Altitude	4,000 m (13,123 ft.)
Relative Humidity	0 ~ 100%
DC Connector	Amphenol Helios H4
AC Connector	Waterproof PG Terminal + Terminal Clamp
Protection Degree	IP65
Topology	Transformerless
Nighttime Power Consumption	< 2 W

Standard Compliance (more available upon request)	
Certificate	EN 62109-1/-2, IEC 62109-1/-2, EN 50530, IEC 62116, IEC 60068, IEC 61683
Grid Connection Standards	IEC 61727, VDE-AR-N4105, VDE 0126-1-1, BDEW, VDE 4120, UTE C 15-712-1, CEI 0-16, CEI 0-21, RD 661, RD 1699, P.O. 12.3, RD 413, EN-50438-Turkey, EN-50438-Ireland, C10/11

<sup>1</sup> The maximum input voltage is the upper limit of the DC voltage. Any higher input DC voltage would probably damage inverter.  
<sup>2</sup> Any DC input voltage beyond the operating voltage range may result in inverter improper operating.

# SUN2000-100KTL-M2 Smart PV Controller



10  
MPP Trackers



98.8% (@480V)  
Max. Efficiency



String-level  
Management



Smart I-V Curve Diagnosis  
Supported



MBUS  
Supported



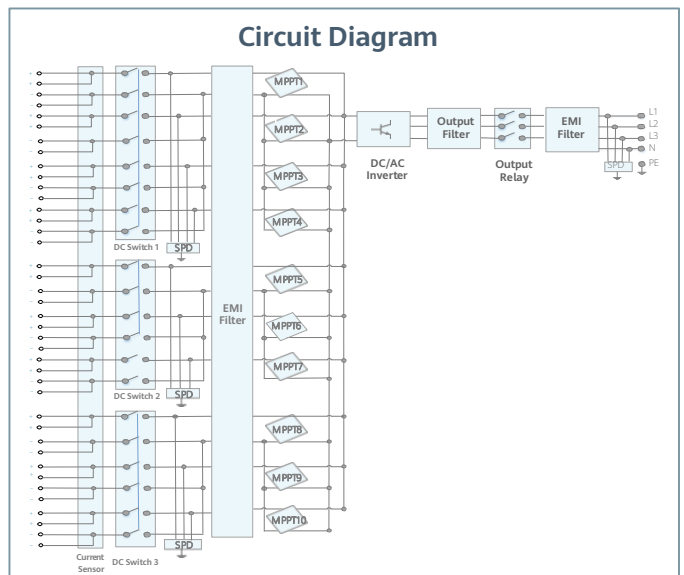
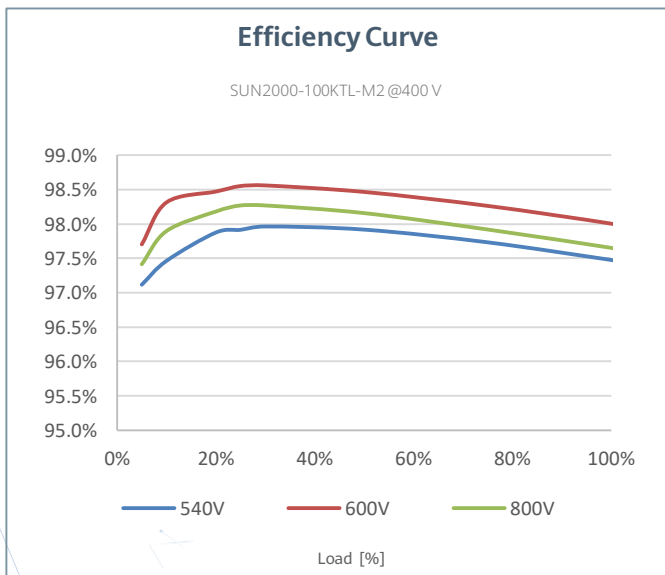
Support AFCI &  
Smart String Level  
Disconnecter



Surge Arresters for  
DC & AC



IP66  
Protection



Technical Specification SUN2000-100KTL-M2

Efficiency	
Max. efficiency	98.6% @ 400 V, 98.8% @ 480 V
European efficiency	98.4% @ 400 V, 98.6% @ 480 V

Input	
Max. Input Voltage <sup>1</sup>	1,100 V
Max. Current per MPPT	30 A
Max. Current per Input <sup>3</sup>	20 A
Max. Short Circuit Current per MPPT	40 A
Start Voltage	200 V
MPPT Operating Voltage Range <sup>2</sup>	200 V ~ 1,000 V
Nominal Input Voltage	600 V @ 400 Vac, 720 V @ 480 Vac
Number of MPP trackers	10
Max. input number per MPP tracker	2

Output	
Nominal AC Active Power	100,000 W
Max. AC Apparent Power	110,000 VA
Max. AC Active Power (cosφ=1)	110,000 W
Nominal Output Voltage	380 V/ 400 V/ 480 V, 3W+(N)+PE
Rated AC Grid Frequency	50 Hz / 60 Hz
Nominal Output Current	144.4 A @ 400 V, 120.3 A @ 480 V
Max. Output Current	160.4 A @ 400 V, 133.7 A @ 480 V
Adjustable Power Factor Range	0.8 leading... 0.8 lagging
Max. Total Harmonic Distortion	< 3%

Protection	
Input-side Disconnection Device	Yes
Anti-islanding Protection	Yes
AC Overcurrent Protection	Yes
DC Reverse-polarity Protection	Yes
PV-array String Fault Monitoring	Yes
DC Surge Arrester	Type II
AC Surge Arrester	Type II
DC Insulation Resistance Detection	Yes
Residual Current Monitoring Unit	Yes
Arc Fault Protection	Yes
Smart String Level Disconnecter	Yes

Communication	
Display	LED indicators; WLAN adaptor + FusionSolar APP
RS485	Yes
USB	Yes
Smart Dongle-4G	Smart Dongle - 4G / WLAN (Optional)
Monitoring BUS (MBUS)	Yes (isolation transformer required)

General Data	
Dimensions (W x H x D)	1,035 x 700 x 365 mm
Weight (with mounting plate)	≤93 kg
Operating Temperature Range	-25°C ~ 60°C
Cooling Method	Smart Air Cooling
Max. Operating Altitude	4,000 m (13,123 ft.)
Relative Humidity	0 ~ 100%
DC Connector	Amphenol Helios H4
AC Connector	Waterproof Connector + OT/DT Terminal
Protection Degree	IP66
Topology	Transformerless
Nighttime Power Consumption	< 3.5 W

Standard Compliance (more available upon request)	
Certificate	EN 62109-1/-2, IEC 62109-1/-2, IEC 62116, IEC 61727, IEC 60068, IEC 61683
Grid Connection Standards	VDE-AR-N4105, EN 50549-1, EN 50549-2, RD 661, RD 1699, C10/11

<sup>\*1</sup> The maximum input voltage is the upper limit of the DC voltage. Any higher input DC voltage would probably damage inverter.  
<sup>\*2</sup> Any DC input voltage beyond the operating voltage range may result in inverter improper operating.  
<sup>\*3</sup> Single-string access.



# SUN2000-115KTL-M2 Smart PV Controller



10  
MPP Trackers



98.8% (@480V)  
Max. Efficiency



String-level  
Management



Smart I-V Curve Diagnosis  
Supported



MBUS  
Supported



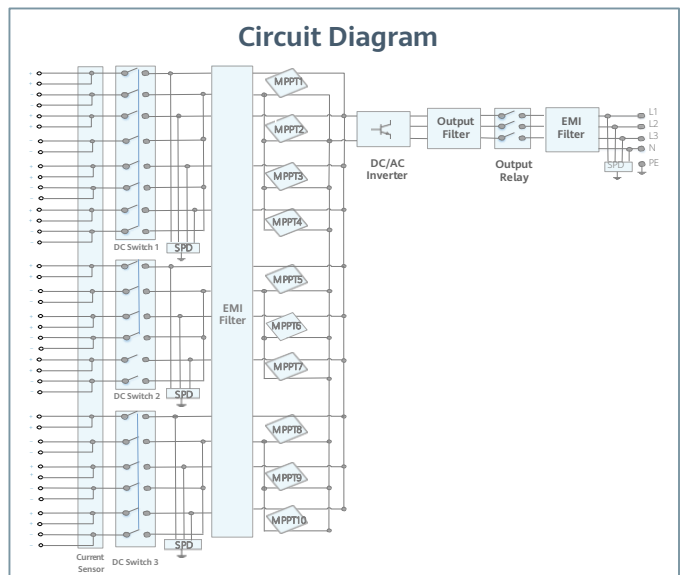
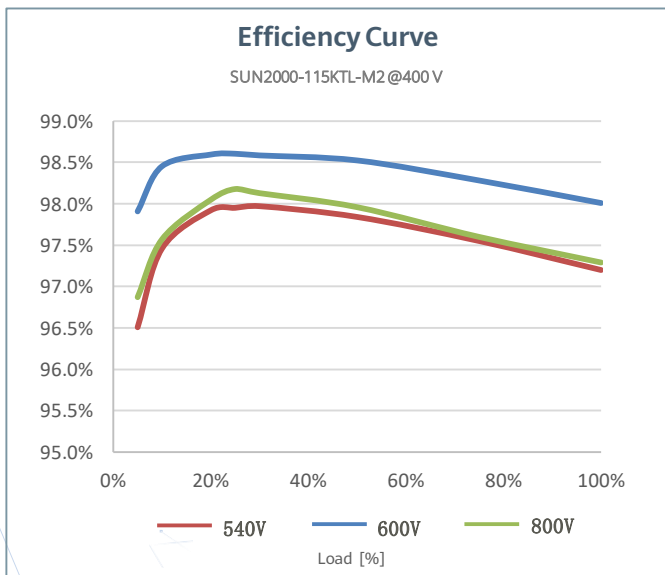
Support  
Smart String Level  
Disconnecter



Surge Arresters for  
DC & AC



IP66  
Protection



Technical Specification SUN2000-115KTL-M2

Efficiency	
Max. efficiency	98.6% @400 V, 98.8% @480 V
European efficiency	98.4% @400 V, 98.6% @480 V

Input	
Max. Input Voltage <sup>1</sup>	1,100 V
Max. Current per MPPT	30 A
Max. Current per Input	20 A
Max. Short Circuit Current per MPPT	40 A
Start Voltage	200 V
MPPT Operating Voltage Range <sup>2</sup>	200 V ~ 1,000 V
Nominal Input Voltage	600 V @400 Vac, 720 V @480 Vac
Number of MPP trackers	10
Max. input number per MPP tracker	2

Output	
Nominal AC Active Power	115,000 W
Max. AC Apparent Power	125,000 VA
Max. AC Active Power (cosφ=1)	125,000 W
Nominal Output Voltage	400 V / 480 V, 3W+(N)+PE
Rated AC Grid Frequency	50 Hz / 60 Hz
Nominal Output Current	166.0 A @400 V, 138.4 A @480 V
Max. Output Current	182.3 A @400 V, 151.9 A @480 V
Adjustable Power Factor Range	0.8 leading... 0.8 lagging
Max. Total Harmonic Distortion	< 3%

Protection	
Input-side Disconnection Device	Yes
Anti-islanding Protection	Yes
AC Overcurrent Protection	Yes
DC Reverse-polarity Protection	Yes
PV-array String Fault Monitoring	Yes
DC Surge Arrester	Type II
AC Surge Arrester	Type II
DC Insulation Resistance Detection	Yes
Residual Current Monitoring Unit	Yes
Smart String Level Disconnecter	Yes

Communication	
Display	LED indicators; WLAN adaptor + FusionSolar APP
RS485	Yes
USB	Yes
Smart Dongle-4G	Smart Dongle – 4G / WLAN (Optional)
Monitoring BUS (MBUS)	Yes (isolation transformer required)

General Data	
Dimensions (W x H x D)	1,035 x 700 x 365 mm
Weight (with mounting plate)	≤ 93 kg
Operating Temperature Range	-25°C ~ 60°C
Cooling Method	Smart Air Cooling
Max. Operating Altitude	4,000 m (13,123 ft.)
Relative Humidity	0 ~ 100%
DC Connector	Amphenol Helios H4
AC Connector	Waterproof Connector + OT/DT Terminal
Protection Degree	IP66
Topology	Transformerless
Nighttime Power Consumption	< 3.5 W

Standard Compliance (more available upon request)	
Certificate	EN 62109-1/-2, IEC 62109-1/-2, IEC 62116, IEC 61727, IEC 60068, IEC 61683
Grid Connection Standards	VDE-AR-N4105, EN 50549-1, EN 50549-2, RD 661, RD 1699, C10/11

\*1 The maximum input voltage is the upper limit of the DC voltage. Any higher input DC voltage would probably damage inverter.

\*2 Any DC input voltage beyond the operating voltage range may result in inverter improper operating.